

MITYLITE[®]

Hospitality Highlight

This Is Where Exceptional Experiences Begin









MITYLITE[®]

holsag[®]

BERTOLINI[™]

MITY Inc. makes it easy to furnish any space with high quality brands that build products to last. Our product brands (MityLite[®], Holsag[®], and Bertolini[®]) manufacture furniture that meets or exceeds brand specifications for Marriott/Starwood, Hilton, Four Seasons, and Hyatt concepts. Don't waste time trying to track down multiple pieces from different vendors. You can outfit any space with great looking, durable furniture that outlasts the competition—all from one source!



TABLE OF CONTENTS

Banquet Seating	1
Wood Seating.....	5
Linenless Tables.....	11
Banquet Presentation Tables.....	21
Vita Outdoor.....	27
Dance Floors.....	33
Staging.....	35
Carts.....	37
Frame, Finish, & Laminate Options.....	39



ENDURING QUALITY

At MityLite, our slogan is Durability by Design, and we take that standard seriously. Our products are backed by an industry leading warranty and are built to the highest standards of quality.

EASE OF USE

Heavy, cumbersome products that require white glove handling just don't make sense in the hospitality industry. That's why MityLite products are all tested for ease of use and engineered to withstand everyday bumps and heavy usage.



SUSTAINABILITY

MityLite is committed to sustainability. Our products meet the strict criteria for **Greenguard® Gold Certification** (qualifying you for LEED credits). Our ABS tabletops are made with 80% recycled plastic material and 100% recyclable aluminum table legs.



MADE IN THE USA

MityLite products are proudly made and manufactured in the USA. This ensures higher quality control, it cuts down on lead and shipping times, and it supports American workers.

BANQUET SEATING



EON

The EON Series is a modern yet elegant banquet chair, designed specifically to improve the experience of extended seating. The flex-back is fully upholstered and has superior lumbar support. The seat is equipped with our patented FormFlex Seat technology, making the Eon the ultimate chair for comfortable banquet seating.

PRODUCT FEATURES

- Plush waterfall seat cushion with patented FormFlex seat
- Durable, lightweight aluminum chair frame
- Twin articulating steel spring flex-back
- Molded ply-form backrest with integrated lumbar support
- Powder-coated frame finish
- Retractable steel tab and slot ganging available (not shown)

EON DIMENSIONS

- Width: 17.5 inches (44.5 cm)
- Height: 36 inches (61 cm)
- Depth: 24 inches (91 cm)
- Seat Height: 18.75 inches (48 cm)
- Weight: 14.0 lbs (6.3 kg)

MITYLITE[®]



SPECIFICATIONS

BACK STYLES	SEAT	FINISH	FABRICS	FABRIC YARDAGE (COM)	STANDARD GLIDE	GANGING
Flex	FormFlex	Standard powder-coat finishes	A-P Grades, TB133, COM	1.0	Clear PVC	Retractable



CLASSIC

The Classic Series features the patented MityLite FormFlex seat base and flex-back recline system to provide a supreme level of comfort and quality. The durable steel frame of the chair is ideal for conference facilities of any size that require dependable stacking, a high degree of customization, and shorter lead times.

MITYLITE®

PRODUCT FEATURES

- Supports more than 1,000 lbs (454 kg)
- Durable steel frame
- Durable powder-coated finishes provides distinction that lasts
- Plush 2.5-inch thick MDI polyurethane foam for long-term comfort
- Patented FormFlex seat and flex-back option for unsurpassed comfort
- Available with 1000+ fabric options
- Permanent stain protection on nearly any fabric w/ Nano-Tex
- Exceeds BIFMA standards

CLASSIC DIMENSIONS

- Chair Width: 18.6 inches (47 cm)
- Chair Height: 37 inches (94 cm)
- Seat Height: 19 inches (48 cm)
- Flex Back: + 1.5 lbs (.68 kg)
- Weight: 15.5 lbs (7.50 kg)

SPECIFICATIONS

BACK STYLES	SEAT	FINISH	FABRICS	FABRIC YARDAGE (COM)	STANDARD GLIDE	GANGING
Fixed, Flex	FormFlex, Polypropylene	Standard powder-coat finishes	A-P Grades, TB133, COM	0.7 - 1.0	Nickel-plated swivel	Retractable, Wire



BANQUET SEATING



ENCORE

MITYLITE[®]

Encore Series stacking chairs combine MityLite's trademark durability, contemporary design, and unsurpassed comfort for a superior seating experience. It's perfect for conference, hospitality, and event facilities of any size where guests may be seated for extended periods. The aluminum-framed Encore Series is easy to handle and customizable to fit your venue's needs.

PRODUCT FEATURES

- Supports more than 1,000 lbs (454 kg)
- Durable aluminum chair frame
- Durable powder-coated finishes
- Plush MDI polyurethane foam for long-term comfort
- Patented FormFlex seat and flex-back option for unsurpassed comfort
- Permanent stain protection on nearly any fabric with Nano-Tex
- Exceeds BIFMA standards
- GREENGUARD[®] Certified
- Comes in a variety of back styles, stack up to 10 high
- Stacks up to 10 chairs high
- 12-year limited warranty

ENCORE DIMENSIONS

- Chair Width: 20 inches (51 cm)
- Chair Depth: 19 inches (49 cm)
- Chair Height: 35 inches (89 cm)
- Seat Height: 18 inches (46 cm)



SPECIFICATIONS

BACK STYLES	SEAT	FINISH	FABRICS	FABRIC YARDAGE (COM)	STANDARD GLIDE	GANGING	ALUMINUM TUBE PROFILES
Fixed, Flex	FormFlex	Standard powder-coat finishes	A-P Grades, TB133, COM	0.6 - 1	Nickel-plated swivel	Retractable, Wire	Smooth



View all luxury banquet seating options.



WOOD SEATING



MALMO



The Malmo brings chic minimalism to any space. Its angled legs and arms, and gently curving back rest offer comfort and style. The strong European beechwood frame means the Malmo looks great for years to come, and its durability makes it a favorite for hospitality and senior living.

PRODUCT FEATURES

- 100% solid European beechwood frame
- Plush, polyurethane foam-padded seat and back provide exquisite comfort
- Mortise and tenon joints glued with high solids glue for unmatched durability
- Wide range of standard stain colors available
- Nine-step finishing process ensures the finish is ready for any commercial environment
- Underside of seat is supported by a mesh webbing for comfort



SPECIFICATIONS

	ARM CHAIR	BARSTOOL	SIDE CHAIR
OVERALL HEIGHT	31 in (78.7 cm)	41 in (104 cm)	31 in (78.7 cm)
OVERALL DEPTH	23 in (53.4 cm)	25 in (63.5 cm)	23 in (53.4 cm)
OVERALL WIDTH	24 in (61 cm)	21.5 in (54.6 cm)	20.75 in (52.7 cm)
SEAT WIDTH	20 in (50.8 cm)	19.5 in (49.5 cm)	19 in (48.3 cm)
SEAT HEIGHT	18 in (45.7 cm)	30 in (76.2 cm)	18 in (45.7 cm)
SEAT DEPTH	18 in (45.7 cm)	18.5 in (47 cm)	18 in (45.7 cm)
ARM HEIGHT	24.5 in (62.2 cm)	n/a	n/a
ARMS INSIDE	20 in (50.8 cm)	n/a	n/a
ARMS OUTSIDE	24 in (61 cm)	n/a	n/a
WEIGHT	14 lbs (6.4 kg)	18 lbs (8.2 kg)	10 lbs (4.5 kg)
STACKS	n/a	n/a	n/a
C.O.M. YARDAGE	1.65 yards	1.3 yards	1.3 yards
CAPACITY	300 lbs	300 lbs	300 lbs
FABRICS	Grades 1-4 TB133 COM	Grades 1-4 TB133 COM	Grades 1-4 TB133 COM
STANDARD GLIDE	Nylon	Nylon	Nylon

WOOD SEATING

PALMANOVA



The Palmanova family brings elegant, distinctive styling to any setting with its modern take on a minimalistic arm chair, barstool and side chair. Featuring plush, foam padded seats and backs across the entire line-up, the Palmanova offers just as much comfort as it does style.

PRODUCT FEATURES

- 100% solid European beechwood frame
- Plush, polyurethane foam-padded seat and back provide exquisite comfort
- Durable mortise and tenon joints glued with high solids glue for unmatched durability
- Nine-step finishing process ensures the finish is ready for any commercial environment
- Underside of seat is supported by a mesh webbing for comfort



SPECIFICATIONS

	ARM CHAIR	BARSTOOL	SIDE CHAIR
OVERALL HEIGHT	33.5 in (85.1 cm)	42 in (106.7 cm)	34 in (86.4 cm)
OVERALL DEPTH	23.5 in (59.7 cm)	21.5 in (54.6 cm)	21 in (53.3 cm)
OVERALL WIDTH	23.75 in (60.3 cm)	18 in (45.7 cm)	18.5 in (47 cm)
SEAT WIDTH	18.5 in (47 cm)	18 in (45.7 cm)	19 in (48.2 cm)
SEAT HEIGHT	18 in (45.7 cm)	30 in (76.2 cm)	18 in (45.7 cm)
SEAT DEPTH	16 in (40.6 cm)	16 in (40.6 cm)	16 in (40.6 cm)
ARM HEIGHT	25.5 in (64.8 cm)	n/a	n/a
ARMS INSIDE	18.5 in (47 cm)	n/a	n/a
ARMS OUTSIDE	22 in (55.9 cm)	n/a	n/a
WEIGHT	23 lbs (10.4 kg)	13lbs (5.9 kgs)	13 lbs (5.9 kg)
C.O.M. YARDAGE*	2 yards	1.25 yards	1.5 yards
CAPACITY	300 lbs	300 lbs	300 lbs
FABRICS	Grades 1-4 TB133 COM	Grades 1-4 TB133 COM	Grades 1-4 TB133 COM
STANDARD GLIDE	Nylon	Nylon	Nylon

* LESS THAN 10 CHAIR ORDERS REQUIRE A CUSTOM QUOTE FOR YARDAGE

NEWCASTLE



The Newcastle offers a robust, timeless character that's accentuated by the grains and textures of the European beechwood construction. Set over densely padded cushions on the seat and an incredibly comfortable curved seat back, Newcastle chairs gives you a current and timeless option that looks great everywhere.

PRODUCT FEATURES

- 100% solid European beechwood frame
- Plush, polyurethane foam-padded seat and back provide exquisite comfort
- Mortise and tenon joints glued with high solids glue for unmatched durability
- Wide range of standard stain colors available
- Nine-step finishing process ensures the finish is ready for any commercial environment
- Underside of seat is supported by a mesh webbing for comfort



SPECIFICATIONS

	ARM CHAIR	BARSTOOL	SIDE CHAIR
OVERALL HEIGHT	34.5 in (87.6 cm)	40.5 in (102.9 cm)	34 in (86.4 cm)
OVERALL DEPTH	23.5 in (59.7 cm)	20 in (50.8 cm)	22 in (55.9 cm)
OVERALL WIDTH	23 in (58.4 cm)	17.5 in (44.5 cm)	18 in (45.7 cm)
SEAT WIDTH	19.5 in (49.6 cm)	17.5 in (44.5 cm)	18 in (45.7 cm)
SEAT HEIGHT	18.5 in (47 cm)	30 in (76.2 cm)	18 in (45.7 cm)
SEAT DEPTH	19 in (48.3 cm)	16.75 in (42.5 cm)	18 in (45.7 cm)
ARM HEIGHT	25 in (63.5 cm)	n/a	n/a
ARMS INSIDE	19.5 in (49.6 cm)	n/a	n/a
ARMS OUTSIDE	23 in (58.4 cm)	n/a	n/a
WEIGHT	14 lbs (6.4 kg)	12 lbs (5.4 kg)	10 lbs (4.5 kg)
C.O.M. YARDAGE*	1.6 yards	1.35 yards	1.6 yards
CAPACITY	300 lbs	300 lbs	300 lbs
FABRICS	Grades 1-4 TB133 COM	Grades 1-4 TB133 COM	Grades 1-4 TB133 COM
STANDARD GLIDE	Nylon	Nylon	Nylon

* LESS THAN 10 CHAIR ORDERS REQUIRE A CUSTOM QUOTE FOR YARDAGE

WOOD SEATING

LUCCA

The beautiful beechwood frame and plush seat make the Lucca perfect for hotel lobbies and guest rooms. The stain color is hand-rubbed and covered with a catalyzed lacquer to ensure the color will hold and not show scratches. A nine-step finishing process is used so the gorgeous textures and warm color of the frame won't fade after years of hard use. The chair features an antimicrobial finish to inhibit the growth of microorganisms, such as bacteria, fungi, algae, mold, mildew, and some viruses.

holsag[®]

PRODUCT FEATURES

- Built with 100% European Beech hardwood
- Delivers exquisite comfort with a plush polyurethane foam-padded seat and back
- Provides added comfort with a web suspension seat base that minimizes pressure points
- Ensures unmatched durability with mortise and tenon joints that are sealed using high solids glue
- Offers a wide range of standard stain colors
- Features a unique nine-step frame finishing process for a durable stain color that lasts
- Increases safety with an antimicrobial finish webbing for comfort



SPECIFICATIONS

	SIDE CHAIR	ARM CHAIR	BARSTOOL
OVERALL HEIGHT	30.25 in (76.8 cm)	37.5 in (95.25 cm)	42 in (106.7 cm)
OVERALL DEPTH	24 in (60.96 cm)	24 in (60.96 cm)	22 in (56 cm)
OVERALL WIDTH	19 in (48.26 cm)	24.75 in (62.87 cm)	19 in (48.26 cm)
SEAT WIDTH	18.25 in (46.355 cm)	20 in (50.8 cm)	16 in (40.6 cm)
SEAT HEIGHT	19 in (48.26 cm)	18.75 in (47.63 cm)	31 in (78.7 cm)
SEAT DEPTH	17.5 in (44.45 cm)	17 in (43.18 cm)	16.5 in (41.9 cm)
ARM HEIGHT	n/a	25.75 in (65.4 cm)	n/a
ARM OUTSIDE	n/a	24.75 in (62.87 cm)	n/a
WEIGHT	14 lbs. (6.35 kg)	20 lbs. (9.07 kg)	19 lbs. (8.6 kg)
STACK HEIGHT	n/a	n/a	n/a
CAPACITY	300 lbs.	300 lbs.	300 lbs.

* LESS THAN 10 CHAIR ORDERS REQUIRE A CUSTOM QUOTE FOR YARDAGE

LULEA

The Lulea features a modern style with clean lines and a solid frame design. The European beechwood frame with mortise and tenon joints gives the Lulea a supremely durable construction. The densely padded polyurethane foam seat cushion offers extreme comfort.



PRODUCT FEATURES

- 100% solid European Beech hardwood frame
- Plush, polyurethane 2.5-lbs foam-padded seat provides exquisite comfort
- Solid mortise and tenon joints are glued with high solid glue for unmatched durability
- Wide range of standard stain colors are available
- Nine-step finishing process ensures the finish is ready for any commercial environment
- Small metal kick bar along the stool front protects the wood finish from boots and shoes



SPECIFICATIONS

	CHAIR	BARSTOOL
OVERALL HEIGHT	32 in (81.3 cm)	41 in (104 cm)
OVERALL DEPTH	20 in (50.8 cm)	20 in (50.8 cm)
OVERALL WIDTH	16.75 in (42.5 cm)	18 in (45.7 cm)
SEAT WIDTH	16.75 in (42.5 cm)	16 in (40.6 cm)
SEAT HEIGHT	19.5 in (49.5 cm)	30 in (76.2 cm)
SEAT DEPTH	16 in (40.6 cm)	16 in (40.6 cm)
WEIGHT	12 lbs (5.4 kg)	8 lbs (8.2 kg)
C.O.M. YARDAGE*	0.4 yards	0.4 yards
CAPACITY	300 lbs (136 kg)	300 lbs (136 kg)
FABRICS	Grades 1-4 TB133 COM	Grades 1-4 TB133 COM
STANDARD GLIDE	Nylon	Nylon



* LESS THAN 10 CHAIR ORDERS REQUIRE A CUSTOM QUOTE FOR YARDAGE

LINENLESS TABLES

Your Seamless Solution

MITYLITE[®]

Reveal Max Linenless Table

Reveal MAX delivers an upscale look with a UV-resistant laminate surface and rust-proof legs. This table line is designed for both indoor and outdoor use. Reveal MAX is available in various rectangle, round, and cocktail sizes.

This new addition to our linenless table series offers a seamless top in all sizes to make cleaning easier. The tabletop is incredibly durable with the hard-wearing edge and a sturdy, yet lightweight frame. These folding tables are easy to setup and takedown thanks to the patented snap-lock folding leg.

PRODUCT FEATURES

- UV-resistant laminate surface designed for indoor and outdoor use
- Powder-coated aluminum legs feature anti-rust components
- Durable structure supports 2,000+ lbs
- Exceptionally durable and lightweight for ease of handling
- The seamless top is easy to clean with no place for germs and bacteria to hide. Available in all of our standard laminate options
- The resin frame guard provides protection for rolling on outdoor surfaces
- Compact laminate top is lightweight yet extremely durable
- Aluminum post legs fold compactly within the frame for easy storage
- Patented snap-lock folding legs make setup and takedown safe and easy
- Compact laminate is extremely scratch resistant
- Aluminum perimeter runner and cast aluminum corners on the rectangle tables provide extra drop protection



Reveal MAX
Linenless Rectangle



Reveal MAX
Linenless Round

REVEAL MAX RECTANGLE

Reveal MAX offers an upscale look with a UV-resistant laminate surface with a high-wear finish that is incredibly durable and scratch resistant. The tabletop is supported by durable, rust-resistant powder-coated legs. This new model is stronger and more lightweight, making the table easier than ever to set up, take down, and store. This new model features a square corner, stronger construction, and a more aesthetically pleasing design.

PRODUCT FEATURES

- Linenless design with a UV-resistant, outdoor-rated composite laminate UV and Stain and Scratch-resistant Wilsonart® compact laminate
- Exceptionally durable with ultralight UV-Resistant top
- Durable powder-coated, rust-resistant aluminum
- Patented snap-lock folding legs for safe and easy storage without extra clips or parts



REVEAL MAX ROUND

The tabletop is supported by durable, rustproof, powder-coated aluminum legs. This new model is stronger and more lightweight, making the table easier than ever to set up, take down, and store. The table features stronger construction and a more aesthetically pleasing design.

PRODUCT FEATURES

- Linenless design with a UV-resistant, outdoor-rated composite laminate UV and Stain and Scratch-resistant Wilsonart® compact laminate
- Resin frame guard provides protection for rolling on outdoor surfaces
- Durable powder-coated, rust-resistant aluminum
- Patented snap-lock folding legs for safe and easy storage without extra clips or parts



REVEAL MAX COCKTAIL

Reveal MAX offers an upscale look with a UV-resistant laminate surface with a high-wear finish that is incredibly durable and scratch resistant. The tabletop is supported by a stylish and rust-proof, polished trumpet base. This new model is stronger and more lightweight making it easier than ever to set up, take down, and store. The table features stronger construction and a more aesthetically pleasing design.

PRODUCT FEATURES

- Linenless design with a UV-resistant, outdoor-rated composite laminate UV and Stain and Scratch-resistant Wilsonart® compact laminate
- Polished aluminum trumpet base available
- Exceptionally durable with ultralight UV-Resistant top
- Knockdown feature makes for ease of storage and transportation



LINENLESS TABLES



SPECIFICATIONS

TABLE	WIDTH	LENGTH	HEIGHT
Rectangle	18 in (45.7 cm)	60 in (152.4)	29 in or 30 in (73.7 cm or 76.2cm)
Rectangle	18 in (45.7 cm)	72 in (182.9 cm)	29 in or 30 in (73.7 cm or 76.2cm)
Rectangle	18 in (45.7 cm)	96 in (243.8 cm)	29 in or 30 in (73.7 cm or 76.2cm)
Rectangle	24 in (60.9 cm)	60 in (152.4)	29 in or 30 in (73.7 cm or 76.2cm)
Rectangle	24 in (60.9 cm)	72 in (182.9 cm)	29 in or 30 in (73.7 cm or 76.2cm)
Rectangle	24 in (60.9 cm)	96 in (243.8 cm)	29 in or 30 in (73.7 cm or 76.2cm)
Rectangle	30 in (76.2 cm)	60 in (152.4)	29 in or 30 in (73.7 cm or 76.2cm)
Rectangle	30 in (76.2 cm)	72 in (182.9 cm)	29 in or 30 in (73.7 cm or 76.2cm)
Rectangle	30 in (76.2 cm)	96 in (243.8 cm)	29 in or 30 in (73.7 cm or 76.2cm)
Round	60 in (152.4)	60 in (152.4)	29 in or 30 in (73.7 cm or 76.2cm)
Round	66 in (167.6 cm)	66 in (167.6 cm)	29 in or 30 in (73.7 cm or 76.2cm)
Round	72 in (182.9 cm)	72 in (182.9 cm)	29 in or 30 in (73.7 cm or 76.2cm)
Cocktail Round	30 in (76.2 cm)	30 in (76.2 cm)	30 in or 42 in (76.2 cm or 106.7 cm)
Cocktail Round	36 in (91.4 cm)	36 in (91.4 cm)	30 in or 42 in (76.2 cm or 106.7 cm)
Cocktail Square	36 in (91.4 cm)	36 in (91.4 cm)	30 in or 42 in (76.2 cm or 106.7 cm)
Cocktail Square	30 in (76.2 cm)	30 in (76.2 cm)	30 in or 42 in (76.2 cm or 106.7 cm)



MADERA MAX LINENLESS TABLE



Madera MAX is an affordable linenless folding table that is high in quality with fine aesthetics. This new model features stronger construction, a square corner, more options, and a more aesthetically pleasing design. The resin edge provides durability with linen-protection benefits if linens are used. The easy-grip aluminum runners reduce table weight and further add to safety and handling efficiency.

PRODUCT FEATURES

- High-quality Wilsonart® thermally fused laminate
- New textured finish provides enhanced style & improves abrasion resistance
- Durable powder-coated steel legs
- Easy to clean seamless top
- Sturdy yet lightweight frame that supports 2,000 lbs
- Reinforced square corner provides a cleaner look for table configurations
- Durable edge provides linen protection
- Easy-grip aluminum runners deliver safe handling
- Ultra-strong riveted leg attachments
- Non-marring polypropylene leg glides
- Comes standard with a conference leg
- Black aluminum edge



SPECIFICATIONS

WIDTH	LENGTH	HEIGHT	WEIGHT
30 in (76.2 cm)	96 in (243.84 cm)	30 in (76.2 cm)	66 lbs (29.9 kg)
30 in (76.2 cm)	72 in (182.88 cm)	30 in (76.2 cm)	51 lbs (23.1kg)
24 in (60.96 cm)	96 in (243.84 cm)	30 in (76.2 cm)	55 lbs (25kg)
24 in (60.96 cm)	72 in (182.88 cm)	30 in (76.2 cm)	44 lbs (20kg)
18 in (45.72 cm)	96 in (243.84 cm)	30 in (76.2 cm)	46 lbs (28.9kg)
18 in (45.72 cm)	72 in (182.88 cm)	30 in (76.2 cm)	40 lbs (18.1 kg)

LINENLESS TABLES

REVEAL LINENLESS ROUND TABLE

MITYLITE[®]

Never worry about peeling and food and liquids in hard-to-reach seams again with the Reveal Linenless Round Tables. Reveal Round Tables feature a **seamless top in all sizes including up to 72 inches in diameter**. The tables offer an upscale look that easily compliments any décor without the increased costs of linens. Available in a variety of sizes and finishes, Reveal tables are built to last. The tables are incredibly durable with the hard-wearing UltraEdge and sturdy, yet lightweight, frame that's easy to set up thanks to the patented snap-lock folding leg.

PRODUCT FEATURES

- Less cleaning and maintenance with a seamless top
- Available in ALL sizes up to 72 inches diameter
- Attractive linenless design with laminate surface and matching edge
- Exceptionally durable and lightweight for ease of handling
- Easy to store and setup with aluminum 2 inches by 2 inches post legs that fold compactly within the frame
- Features patented snap-lock folding legs for safe and easy storage without extra clips or parts



SPECIFICATIONS

DIAMETER	HEIGHT	WEIGHT
60 in	29 in or 30 in	58 lbs
66 in	29 in or 30 in	63 lbs
72 in	29 in or 30 in	71 lbs



Scan the code to
see all of the MityLite
linenless solutions.



LINENLESS TABLES



REVEAL DUO

Reveal Duo multi-function tables make an upscale statement while reducing costs by eliminating the need for linens. Reveal Duo tables have a drop panel that makes it easy to maximize use across a variety of spaces. With these tables you can transform a classroom into a boardroom in a matter of minutes.

PRODUCT FEATURES

- Supports more than 2,000 lbs (907 kgs)
- Lightweight aluminum frame
- Two-in-one table design
- Premium laminate finishes
- Vinyl edging protects and matches table surface
- Scratch- and stain- resistant surface
- Patent-pending safe hinge
- Non-marring polypropylene leg glides

MITYLITE[®]



SPECIFICATIONS

WIDTH	LENGHT	HEIGHT	WEIGHT
18-30 in (48-76 cm)	60 in (153 cm)	29 in (73 cm)	53 lbs (24 kg)
24-36 in (61-91 cm)	72 in (215 cm)	29 in (73 cm)	65 lbs (29 kg)
18-30 in (48-76 cm)	96 in (244 cm)	29 in (73 cm)	70 lbs (32 kg)
24-36 in (61-91 cm)	72 in (215 cm)	29 in (73 cm)	65 lbs (29 kg)
24-36 in (61-91 cm)	96 in (244 cm)	29 in (73 cm)	79 lbs (36 kg)

REVEAL FIXED WIDTH



Reveal Fixed Width tables make an upscale statement while reducing costs by eliminating the need for linens. Reveal looks great in any facility and matches any design requirement through a variety of sizes, surfaces, and frame finishes. Made in the USA and GREENGUARD® Certified, Reveal linenless tables contribute to LEED® credits and help facilities achieve conservation objectives.

PRODUCT FEATURES

- Durable yet lightweight structure supports 2,000+ lbs (907 kg)
- Aluminum construction for increased structural integrity, reduced weight and sustainability
- Wide variety of scratch-resistant, commercial laminate surfaces
- Patent-pending locking mechanism holds folded legs flat when not in use



SPECIFICATIONS

WIDTH	LENGHT	HEIGHT	WEIGHT
18 in (46 cm)	60 in (152 cm)	29 in (73 cm)	29 lbs (13 kg)
18 in (46 cm)	72 in (183 cm)	29 in (73 cm)	34 lbs (15 kg)
18 in (46 cm)	96 in (244 cm)	29 in (73 cm)	39 lbs (18 kg)
24 in (61 cm)	60 in (152 cm)	29 in (73 cm)	36 lbs (16 kg)
24 in (61 cm)	72 in (183 cm)	29 in (73 cm)	40 lbs (18 kg)
24 in (61 cm)	96 in (244 cm)	29 in (73 cm)	48 lbs (22 kg)
30 in (76 cm)	60 in (152 cm)	29 in (73 cm)	42 lbs (19 kg)
30 in (76 cm)	72 in (183 cm)	29 in (73 cm)	47 lbs (21 kg)
30 in (76 cm)	96 in (244 cm)	29 in (73 cm)	57 lbs (26 kg)



LINENLESS TABLES



REVEAL COCKTAIL

Easy to set up, easy to store, and easy to look at with an upscale linenless look that's simple to match to any décor—all without the increased costs of linens. Reveal Cocktail Tables are available in a variety of sizes and finishes and are built to last with a durable top and trumpet base that continues to look great after every use.

PRODUCT FEATURES

- Attractive linenless design
- Exceptionally durable plywood top
- Knock-down trumpet base
- Laminate surface and matching edge provide a durable clean look

MITYLITE[®]



SPECIFICATIONS

DIAMETER	HEIGHT	TABLETOP WEIGHT	POLISHED ALUMINUM BASE & COLUMN WEIGHT	BLACK, CHROME, OR BRUSHED BASE & COLUMN WEIGHT	TOTAL TABLE WEIGHT
30 in ROUND	30 in, 42 in OR ADJUSTABLE	17.5 - 23.5 lbs	8 lbs	13 lbs	18.5 - 23.5 lbs
36 in ROUND	30 in, 42 in OR ADJUSTABLE	21.5 - 27.5 lbs	8 lbs	13 lbs	22.5 - 27.5 lbs
30 in SQUARE	30 in, 42 in OR ADJUSTABLE	20 - 26 lbs	8 lbs	13 lbs	21 - 26 lbs



Scan the code to see all of the MityLite linenless solutions.



BANQUET PRESENTATION TABLES



TAVOLO TRADITIONAL

MITYLITE[®]

Tavolo Traditional tables feature curvilinear legs that create a visually compelling design and provide a fresh take on the typical rolling buffet table. The outer two sides of each leg are concave, making it appear lighter. The construction of the Traditional expose it's 5 inch vintage casters, which in turn add visual interest while incorporating a popular design trend.



PRODUCT FEATURES

- Scratch-resistant, premium-laminate tabletop
- Solid maple wood frame
- Extra-strength polyurethane edge
- 5-inch industrial casters with polyurethane tread for rolling efficiency
- Traditional post leg design

AVAILABLE DIMENSIONS

WIDTH	LENGTH	HEIGHT	WEIGHT
30 in	72 in	33 in	131 lbs (59 kg)
30 in	96 in	33 in	163 lbs (74 kg)

TAVOLO COUNTRY

MITYLITE[®]

Tavolo Country tables have curvilinear legs that freshen and lighten up the traditional construction of the rolling buffet table. The bottom shelf gives the Country a robust feel, without looking overly heavy. To accomplish this, one side of each leg is concave, while the skirting around the shelf has curved cut-outs, both of which help to lighten the aesthetic of the lower portion of the table. This design additionally provides room for your feet as you're rolling the table out for an event.



PRODUCT FEATURES

- Scratch-resistant, premium-laminate tabletop
- Solid maple wood frame
- Extra-strength polyurethane edge
- 6-inch industrial casters efficiently roll across all floor types
- Open, bottom display shelf
- Traditional post leg design

AVAILABLE DIMENSIONS

WIDTH	LENGTH	HEIGHT	WEIGHT
30 in	72 in	33 in	192 lbs (87 kg)
30 in	96 in	33 in	234 lbs (106 kg)

BANQUET PRESENTATION TABLES

TAVOLO FARM

MITYLITE[®]

The Tavolo Farm table features thick sections that give it a sturdy feel without going overboard. This inclusion, along with the rustic wood finish, create the look and feel of the classic farm table design. The table combines this traditional design with modern efficiency. The multiple shelves are built into the frame on either end. The angled-in end units provide a unique and compelling design while also providing room for your feet as you roll the table.



PRODUCT FEATURES

- Scratch-resistant, weathered look 3D laminate tabletop
- Multiple storage shelves
- Solid maple wood frame
- Hidden shock-absorbing PVC edge
- 1-year warranty
- 6-inch industrial casters with polyurethane tread for rolling efficiency

AVAILABLE DIMENSIONS

WIDTH	LENGTH	HEIGHT	WEIGHT
30 in	72 in	33 in	160 lbs (72.5 kg)
30 in	96 in	33 in	186 lbs (84 kg)

TAVOLO URBAN

MITYLITE[®]

The contemporary design of the Urban table features legs that taper in, creating an elegance that distinguishes it from a commercial kitchen look. The design includes angles and curves that create visual interest. The Urban also features mixed materials of stainless steel and maple accent panels to add a sense of refinement and warmth to commercial settings.



PRODUCT FEATURES

- Contemporary stainless steel and wood mixed material design
- Scratch-resistant, premium-laminate tabletop
- Stainless steel frame with maple plywood accents
- Extra-strength polyurethane edge
- 6-inch industrial casters with polyurethane tread for rolling efficiency
- Concealed shelves for easy storage

AVAILABLE DIMENSIONS

WIDTH	LENGTH	HEIGHT	WEIGHT
30 in	72 in	33 in	278 lbs (126 kg)



BANQUET PRESENTATION TABLES



ELEVARE FOLDING BUFFET TABLE

MITYLITE[®]

Elevate the dining experience of your guests with Elevare Folding Buffet Tables. Our sturdy folding tables have a beautiful, linenless finish and they are now available with a power option—helping you create the best experience for your guests.

No other folding buffet table is so easy to set up and take down. Our patent-pending leg design with its innovative snap-locking mechanism ensures that assembly is not only easy but safe; minimizing pinch points and reducing liability concerns by preventing injury during set up and storage. In addition, utilizing a leg design that locks in place after set up keeps the Elevare safe and secure while your guests use it.

PRODUCT FEATURES

- Three premium options for tabletop styles
- Quick-lock feature for easy and secure assembly
- Durable, powder-coated, folding base option
- Stone look or wood-grain surface laminate options
- Patent-pending, finger-safe folding mechanism
- Transportable, lightweight design
- Durable tabletop and frame construction
- Integrated power option (2 outlets / 3 USB)





30" Height Deco Leg



36" Height Deco Leg



42" Height Deco Leg



MITY-EDGE® TABLETOP

The MITY-Edge is an extremely durable, polyurethane knife edge that is chemically bonded to a particle board substrate. A commercial-grade, high-pressure decorative laminate (HPDL) surface is bonded to the top surface.



MATCHING EDGE TABLETOP

A commercial-grade, high-pressure decorative laminate (HPDL) surface is bonded to 18mm ultra-core plywood using a high-strength adhesive with a matching impact-resistant edge-bond.



LOCKING MECHANISM

This patent-pending quick-lock mechanism provides an audible and tactile click for a true lock. It remains locked until a sudden upward force is applied.



SAFETY MECHANISM

The patent-pending finger-safe folding mechanism removes typically dangerous pinch points for improved transportation and assembly safety.

ELEVARE FRAME SIZES AND WEIGHTS

FRAME	MATERIAL	30" H	36" H	42" H
30 in Square	Aluminum	13 lbs	14 lbs	15 lbs
30 in Round	Aluminum	11 lbs	12 lbs	13 lbs
36 in Square	Aluminum	15 lbs	16 lbs	17.5 lbs
36 in Round	Aluminum	12.5 lbs	13.6 lbs	14.5 lbs

ELEVARE TABLETOP SIZES

TABLETOP	SIZE	WEIGHT
Matching Edge	30 in Square	12 lbs
Matching Edge	30 in Round	9.5 lbs
Matching Edge	36 in Square	17.5 lbs
Matching Edge	36 in Round	13.5 lbs
Matching Edge	30 in x 72 in	29 lbs
Matching Edge	36 in x 72 in	35 lbs
MITY Edge	30 in Square	30 lbs
MITY Edge	30 in Round	23 lbs
MITY Edge	36 in Square	42 lbs
MITY Edge	36 in Round	33 lbs
MITY Edge	30 in x 72 in	70.5 lbs
MITY Edge	36 in x 72 in	85 lbs

Visit mityinc.com for table top edge options and for surface and finish options.

VITA OUTDOOR





ASH OUTDOOR

The crisp, breezy style of the Ash Outdoor Furniture Collection turns ordinary patios into relaxing vacation destinations. Designed to withstand the elements, this patio furniture resists damage from rust, heat, wind, sand, and water.

Chairs and sectional feature metal frames with horizontal bar detailing, sleek styling, and thick, luxurious cushions. Glass-topped tables and a cushy ottoman complete this durable resort furniture collection.

Intended for outdoor use. Water resistant. 100% recyclable.

PRODUCT FEATURES

- Suitable for commercial outdoor use in hotels, restaurants, bars, clubs, aquatic centers, resorts, hotels, and other hospitality environments
- Zippered cushion covers are removable and fully washable
- Non-slip ties secure cushions to frames
- Powder coated aluminum frame*
- Rust proof, heat resistant, and water resistant
- Made of 100% recyclable materials



VITA OUTDOOR

BIRCH OUTDOOR

Luxurious and inviting, the Birch Outdoor Collection adds contemporary styling to outdoor spaces. Each piece features tightly woven all-weather wicker, inspired by hand crafted wicker furniture of past eras. Bold, cube-like silhouettes deliver a modern twist.

This wicker patio furniture is built to last with rust-proof frames and weatherproof synthetic materials. Canvas outdoor cushions add extra comfort and a pop of color.

Intended for outdoor use. Water resistant. 100% recyclable.

PRODUCT FEATURES

- Suitable for commercial outdoor use at hotels, resorts, clubhouses, restaurants, bars, pools, aquatic centers, and more
- Weatherproof synthetic wicker made of premium quality High Density Polymer, which is colorfast and heat-resistant in temperatures up to 149° F (65° C)
- Durable cushions made of high resiliency foam covered in Sunbrella® performance outdoor fabric treated with 303® Marine Fabric Guard
- Powder coated aluminum frames
- Made of 100% recyclable materials: ISO 14001 Certified



JUNIPER OUTDOOR

The Juniper patio furniture collection is strong and versatile, a modern take on classical outdoor garden furniture. The Juniper collection is priced affordably for properties of all sizes. Stark, visually pleasing metal frames contrast with generously sized cushions to create a happy intersection between style, durability, and comfort.

This commercial-grade patio furniture and dining collection has been tested in extreme tropical storms, freezing mountain winters, humid summers, and everything in-between.

Intended for outdoor use. Water resistant. 100% Recyclable.

PRODUCT FEATURES

- Maintenance-free, commercial grade quality
- Powder-coated aluminum frame in 8 options
- Colorfast, weatherproof, and UV-resistant
- Free of BPA and other harmful chemicals
- Cushions covered in your choice of Sunbrella® fabrics
- Temperature-resistant from 149° F (65° C) to -35° F (-37° C)



LINDEN OUTDOOR



Cozy, stark, and stunningly beautiful, the Linden patio furniture collection is like a nest and retreat from the troubles of the day. With its delicate strength, the Linden resort line is one of a kind.

Offering all the creature comforts you'd expect in high-end resort furniture, the Linden collection is priced affordably for properties of all sizes. This commercial-grade patio, lounge, and pool furniture collection has been tested in extreme tropical storms, freezing mountain winters, humid summers, and everything in-between.

Intended for outdoor use. Water resistant. 100% Recyclable.

PRODUCT FEATURES

- Open weave synthetic wicker over a durable powder-coated aluminum frame
- Colorfast, weatherproof, and UV-resistant patio furniture for commercial use
- Plush, machine washable water-resistant cushion slipcovers made of Sunbrella® performance outdoor fabrics
- Temperature-resistant from 149° F (65° C) to -35° F (-35°C)
- Maintenance-free outdoor furniture



LINDEN SIDE TABLE

LINDEN LOVESEAT



VITA OUTDOOR

MAGNOLIA OUTDOOR

Classy and enduring, the Magnolia Outdoor Collection complements any open-air setting, including restaurants, pools, resorts, hotels, cafés, parks, and gardens.

Each piece is designed for durability and strength, featuring an all-weather, powder coated aluminum frame set with horizontal slats of faux teakwood. Eight neutral frame colors are available, including white, black, brown, and gray.

Like the flowering tree it is named after, the Magnolia Outdoor Collection is known for its resilience and beauty, season after season.

Intended for outdoor use. Water resistant. 100% recyclable.

PRODUCT FEATURES

- Suitable for commercial outdoor use in restaurants, bars, pools, resorts, hotels, and other hospitality environments
- Durable, powder coated aluminum frames
- Features synthetic teakwood slats for long-lasting beauty (faux teak in chairs made of polypropylene, faux teak tabletops made of aluminum)
- Free of BPA and other harmful chemicals
- Rust proof, heat resistant, and water resistant
- Made of 100% recyclable materials



PALM OUTDOOR

The Palm Outdoor Furniture Collection features premium faux wicker and ultra-plush cushions for a cozy, tropical style. This hotel and resort patio collection adds instant visual appeal to outdoor areas.

Our open, square weave synthetic wicker is lightweight yet ultra-durable, designed to withstand all-weather conditions. Sturdy, powder-coated aluminum frames resist rust and water damage. Each piece is weatherproof, stain-resistant, and made of fully recyclable materials. Ideal for patios, cafés, resorts, terraces, and other outdoor commercial areas, these outdoor furniture pieces are sturdily built with commercial-grade materials.

Intended for outdoor use. Water resistant. 100% recyclable.

PRODUCT FEATURES

- Lightweight powder-coated aluminum frame wrapped and interwoven with premium synthetic wicker
- Industrial-strength faux wicker made of BPA-free polypropylene, with high tensile strength
- Soft, ultra-deep cushions covered in Sunbrella® all-weather fabric
- Temperature-resistant from 149° F (65° C) to -35° F (-35°C)
- Weatherproof, chemical resistant, colorfast, and maintenance free faux wicker
- Made of 100% recyclable materials



WILLOW OUTDOOR

The Willow Outdoor Collection combines the sleek look of brushed aluminum with the vintage appeal of aged teakwood for a modern outdoor style. Sturdy and long-wearing, this collection makes a refined statement at hotels and resorts, restaurants, aquatic centers, clubhouses, parks, and other entertainment venues.

Our faux teakwood slats are made of commercial-grade polypropylene that looks almost identical to natural teak—the main difference is that it's easier to care for. Synthetic teak is non-absorbent, requires no upkeep, and doesn't snag clothing. Each piece is designed to stand up to heavy use and extreme outdoor environments.

Intended for outdoor use. Water resistant. 100% recyclable.

PRODUCT FEATURES

- Ultra durable frame constructed from anodized aluminum
- Synthetic teakwood slats for long-lasting beauty
- Sturdy hand-welded joints
- Rust proof, heat resistant, and water resistant
- Made of 100% recyclable materials



WILLOW ARMCHAIR

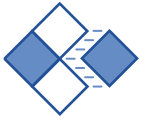


WILLOW SQUARE TABLE



DANCE FLOORS





MAGNATTACH

PORTABLE DANCE FLOOR

Save time and money with the Magnattach® dance floor. This portable dancefloor can be assembled safely in less than 7 minutes—saving time and reducing labor costs by up to 90%. With no moving parts, our dance floor is securely held together by a patented triple-lock system that easily outlasts the competition. Plus, the simple assembly of this triple-lock system helps prevent injury and minimizes the risk of liability that comes with using other portable dance floors. Best of all, you'll know your customers are in good hands since the secure alignment eliminates trip hazards.

NEW DESIGN
THINNER, LIGHTER
& EASIER TO HANDLE
THAN EVER BEFORE!

PRODUCT FEATURES

- Fastest assembly and disassembly in the industry—less than 7 minutes!
- Lowest cost of ownership and operation in the industry
- Holds securely with patented triple-lock system eliminating risk of injury and liability
- Self-locking design means no moving parts or need for screws, cams, and tabs
- Features scratch-resistant Wilsonart® laminate finish with a wide variety of options
- Low-maintenance care with zero need for refinishing




MITYLITE®



SUBSTRATE CORE

Lightweight, high-strength structural foam (crush resistant up to 139 PSI) is sandwiched between multiple layers of fiberglass and the high-pressure laminate top and bottom surfaces.



LOCKING BARS

Permanent, steel-locking bars are located within the frame subchannel and are made of hardened, cold rolled, zinc-plated steel.



MAGNETS

Each panel houses 30 permanent magnets. This provides over 400 lbs of self-locking and holding power per panel. All magnets are nickel-plated with a chamfered edge.



CART


- Holds up to 26 dance floor panels (416 sq ft [38.6 sq meters]); equivalent to a 16 ft x 24 ft floor
- Contains all required edging (16 straight edge pieces and 4 corners)
- Occupies only 12.5 sq ft of your valuable storage space.

SPECIFICATIONS


PANEL THICKNESS	PANEL DIMENSIONS	PANEL WEIGHT	PANEL SQ FT	WEIGHT/SQFT	EDGE RAMP SLOPE
0.79" (2 cm)	4 ft x 4 ft (1.2 m x 1.2 m)	42 lbs (19 kg)	16	2.63 lbs	11°

STANDARD FINISH OPTIONS

STAGE SURFACE OPTIONS



EDGE RAMP FINISH OPTIONS



STAGING



MOBILE STAGING



Built for rigorous daily use with oversized steel tubing and high-grade aluminum, MityLite Mobile Staging can support more weight than typical risers and it provides a stable, wobble-free platform. The innovative cantilever design ensures safe and easy setup.

PRODUCT FEATURES

- Quality construction supports 4,000 lbs (1,814 kg)
- Provides 30-second set up or take down by one person
- Innovative cantilever design
- Low-profile and a low center of gravity
- No assembly required
- Positive Lock mechanism



MOBILE STAGING
24"-32" HEIGHT SHOWN
16"-24" HEIGHT AVAILABLE



STAIRS AND ACCESS RAMP



MOBILE STAGING
HALF FOLDED



MOBILE STAGING
COMPLETELY FOLDED

SPECIFICATIONS

	LENGTH	WIDTH	HEIGHT	WEIGHT	STORAGE DIMENSIONS	SHIPPING DIMENSIONS
4 ft x 8 ft STAGE	96 in (244 cm)	48 in (122 cm)	16 in - 24 in (41-61 cm)	277 lbs (126 kg)	20 in x 54.5 in (51 cm x 138 cm)	49 in x 21 in 60 in (125 cm x 53 cm x 152 cm)
6 ft x 8 ft STAGE	96 in (244 cm)	48 in (122 cm)	24 in - 32 in (61-81 cm)	281 lbs (127 kg)	20 in x 62.5 in (51 cm x 159 cm)	49 in x 21 in 68 in (125 cm x 53 cm x 172 cm)

STANDARD FRAME & STAGE SURFACE OPTIONS

FRAME



Black Sand

STAGE SURFACE OPTIONS



Black Poly-Tread



Low-Maintenance Carpet

CARTS



TABLE & CHAIR CARTS

MITYLITE[®]



COMFORT SEATING CART
4 WHEEL



RT CART
DOUBLE CAPACITY



ELEVARE TABLE CART




TABLE & CHAIR CARTS



XPRESSLINK® CART
LINKING CHAIR TRANSPORT



ROUND TABLE CART
SLOTTED STORAGE DESIGN



SLANT-STACK CART
SLANTED STORAGE DESIGN



COCKTAIL CART
COMPACT STORAGE DESIGN

FRAME, FINISH, & LAMINATE OPTIONS

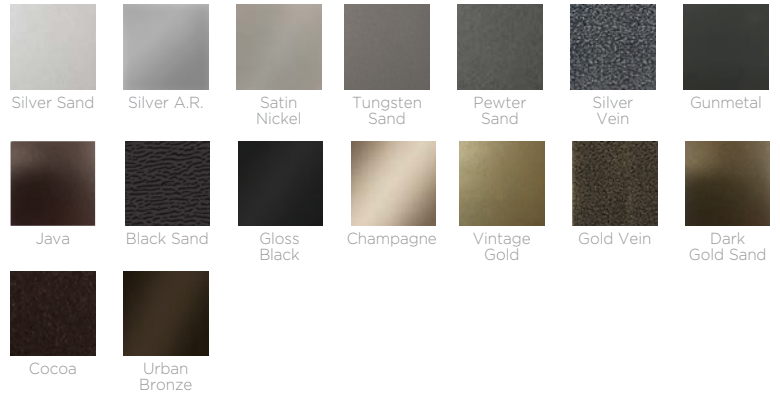
BANQUET CHAIRS



FRAME FINISH OPTIONS

(See mitylite.com for our large collection of fabric options)

ENCORE, EON & CLASSIC: FRAME FINISH OPTIONS



REVEAL MAX LINENLESS TABLES




REVEAL MAX TABLETOP FINISHES*


STANDARD LAMINATES



OPTIONAL LAMINATES



LEG FINISH OPTIONS




* Minimum order quantities may apply

MADERA MAX LINENLESS TABLE



TABLETOP FINISHES*

STANDARD LAMINATES



Columbia Walnut

Studio Teak

Graphite Nebula

OPTIONAL LAMINATES



Beigewood

White Barn

Satin Stainless

Skyline Walnut

LEG FINISH OPTIONS



Black Sand

**Additional colors are available upon request, subject to minimum order quantity requirements and/or up charges. Contact your sales rep for details.*

REVEAL LINENLESS TABLES



REVEAL ROUND TABLETOP FINISHES



Beigewood

Wild Cherry

Columbia Walnut

Studio Teak

Graphite Nebula

Ebony Recon

LEG FINISH OPTIONS



Black Sand

Silver Sand

Tungsten Sand

Pewter Sand

Urban Bronze

Cocoa

REVEAL DUO, FIXED, & COCKTAIL TABLETOP FINISH OPTIONS*

CATEGORY I



Beigewood

Wild Cherry

Columbia Walnut

Studio Teak

Graphite Nebula

Ebony Recon

OPTIONAL CATEGORY II*



Park Elm

Xanadu

5th Ave. Elm

Satin Stainless


Skyline Walnut

Madagascar

White Carrara

Other Finishes Available
Call For Details

LEG FINISH OPTIONS



Black Sand

Silver Sand

Tungsten Sand

Pewter Sand

Urban Bronze

Cocoa



FRAME, FINISH, & LAMINATE OPTIONS

BANQUET PRESENTATION TABLES




TAVOLO TRADITIONAL, COUNTRY, & URBAN SURFACE, EDGE, & STAIN OPTIONS

TAVOLO : SURFACE OPTIONS



TAVOLO MITY EDGE : POLYURETHANE EDGE COLOR OPTIONS




TAVOLO : BASE STAIN FINISH OPTIONS




TAVOLO FARM SURFACE & STAIN OPTIONS

TAVOLO SURFACE OPTIONS



TAVOLO BASE STAIN FINISH OPTIONS





VITA OUTDOOR




ASH COLOR OPTIONS


ASH ARMCHAIR, OTTOMAN, & SECTIONAL UNIT FABRIC OPTIONS



ASH CHAISE FABRIC OPTIONS



ASH FRAME FINISH OPTIONS



BIRCH COLOR OPTIONS

BIRCH CUSHION FABRIC OPTIONS



WICKER COLOR OPTIONS




FRAME, FINISH, & LAMINATE OPTIONS




JUNIPER COLOR OPTIONS

JUNIPER CUSHION FABRIC OPTIONS




JUNIPER STANDARD FINISH



LINDEN COLOR OPTIONS

LINDEN CUSHION FABRIC OPTIONS




LINDEN STANDARD FINISH



MAGNOLIA COLOR OPTIONS

MAGNOLIA CHAISE FABRIC OPTIONS



MAGNOLIA FRAME FINISH OPTIONS





PALM COLOR OPTIONS

PALM CUSHION FABRIC OPTIONS



Canvas Granite



Cast Charcoal



Canvas Navy



Canvas Aruba



Canvas Natural

PALM STANDARD FINISH



Taupe Wicker



WILLOW COLOR OPTIONS

WILLOW CHAISE FABRIC OPTIONS



Atoll



Anthracite Gray



Incense



Sand



Night



Chocolate



Hazelnut



Chestnut



Slate



Mist



Steel



Corn Flower



Peacock



Tomette

WILLOW STANDARD FINISH



Brushed Aluminum



Gray Faux Teak





mitylite.com | holsag.com | mityinc.com

01.11.23

800-909-8034 | info@mityinc.com