

MITYLITE®

Duke Armchair



holsag
by MityLite

SPECIFICATIONS

Height: 38" (96.5 cm)

Length: 23" (58.4 cm)

Product Type: Chair

Warranty: 10 years

Weight Capacity: 300 lbs (136.1 kg)

Seat Width: 20.5" (52.1 cm)

Seat Foam Type: Polyurethane

Distance Between Arms: 23" (58.4 cm)

Width: 23.5" (59.7 cm)

Weight: 23 lbs (10.4 kg)

Minimum Order Quantity: 1

Country of Origin: Canada

Seat Length: 18.8" (47.6 cm)

Seat Height: 18.5" (47 cm)

Arm Height: 26" (66 cm)


Frame Material: European Beech Hardwood

CUSTOM FABRIC REQUIREMENTS

Seat Style	Seat Total	Inside Back	Outside Back	Back Total	Total Yards
1-10 Chairs	0.85 yards	1.85 yards	0.6 yards		3.3 yards
10+ Chairs	0.45 yards	0.45 yards	0.25 yards		1.15 yards

OPTIONS


WOODEN CHAIR STAINS




Barrel



Black




Boardwalk




Cayenne




Charcoal




Chestnut



Chocolate



Coffee




Corduroy




Cream




Greige




Heritage
Walnut



Macchiato




Mahogany



Mocha




Natural




Oak




Pebble Gray




Truffle



Vintage
Gray



Walnut



Walnut Neo

FABRIC OPTIONS

- Visit our [Fabric Center](#) to see over 2,000+ fabrics!

ADD-ONS



Casters

These casters are professionally installed and offer a full 360-degree rotation, with a 2-inch spherical wheel that is complete with an antique brass hood. We recommend that the casters are fixed to front legs only to provide stability for your clients.